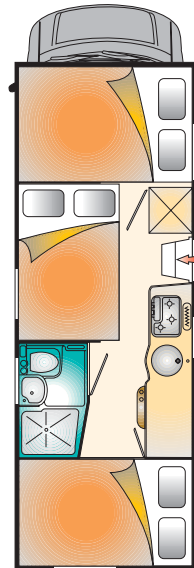
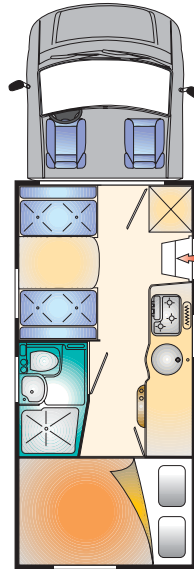


- yes
- Δ no
- o on request

Europeo NG 5

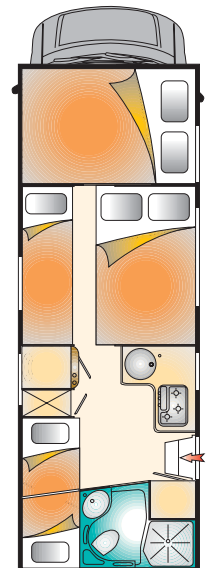
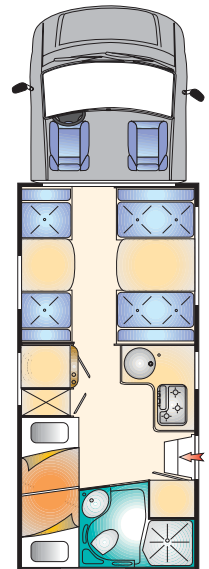
MECHANICAL UNIT	
Engine	Ford FT 350 TDS
Wheelbase	3954 mm
Displacement (Cc)	2400 cc.
Maximum power EEC (kW-HP)	Cv 137
Transmission	6+r.m.
Drive	Rear wheel drive
Twin wheels	•
Power steering	•
Fuel oil tank	L. 80
Galvanised counter-frame	•
DIMENSIONS AND WEIGHTS	
Outside length	7130
Outside width - inside width	2220 - 2100
Maximum outside height – inside height	3050 - 1920
Thickness of floor – walls – roof	34 - 30 - 30
Certified seats	6
Maximum overall weight	Kg 3500
BEDS	
Berths	6
Drop-down double bed	2100 x 1470
Centre dinette single bed	Δ
Centre dinette double bed	1880 x 1250
Rear single bed	Δ
Rear double bed	2100 x 1300
Bunk bed	Δ
TANKS	
Drinking water (inside)	L. 40 + 60
Drain water recovery	L. 66 + 40
WC recovery	L. 15
Stiff water piping system	•
TRIM LEVEL	
Seat belts in home section and in cab	•
Heating and ventilation	•
Gas heater	3000 kcl. + 2400 kcl. opt.
Heki 3 panoramic porthole	o
Gas boiler with electronic lighting	L. 10
Gas bottle locker (2x11:13kg)	•
Three-way Electrolux fridge	L. 110
Outside fridge grille for inspection	•
Extractor hood	•
Cooker top	3 stainless steel gas rings
Oven	o
Home section door with fly screen	o
Window blinds and fly screens	•
Separate washroom – shower	•
Theftford tank	•
Roof rack with ladder	•
Additional battery – automatic battery charger	80 AH
12V socket – 220V socket	•
Control panel	•
Power supply unit 240W	•
Third stop light	•
Porthole with fly screen	•
Outside storage compartment	•
Parking feet	o
Built-in step	•
Single-control mixer tap	•
M1 lock	•
GRP side panels	•
High density insulation	•
Porthole with fan	o



- yes
- Δ no
- o on request

Europeo NG 6

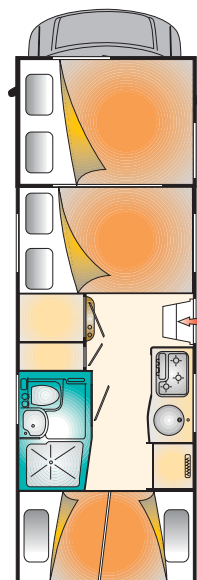
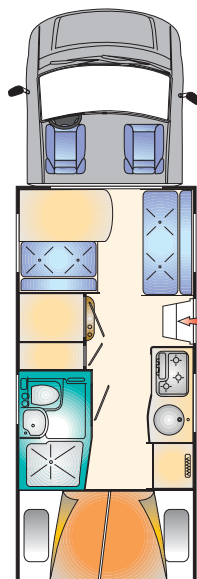
MECHANICAL UNIT	
Engine	Ford FT 350 TDS
Wheelbase	3954 mm
Displacement (Cc)	2400 cc.
Maximum power EEC (kW-HP)	Cv 137
Transmission	6+r.m.
Drive	Rear wheel drive
Twin wheels	•
Power steering	•
Fuel oil tank	L. 80
Galvanised counter-frame	•
DIMENSIONS AND WEIGHTS	
Outside length	7130
Outside width - inside width	2220 - 2100
Maximum outside height – inside height	3050 - 1920
Thickness of floor – walls – roof	34 - 30 - 30
Certified seats	6
Maximum overall weight	Kg 3500
BEDS	
Berths	7
Drop-down double bed	2100 x 1470
Centre dinette single bed	1870 x 670
Centre dinette double bed	1880 x 1250
Rear single bed	Δ
Rear double bed	Δ
Bunk bed	1880 x 640
TANKS	
Drinking water (inside)	L. 40 + 60
Drain water recovery	L. 66 + 40
WC recovery	L. 15
Stiff water piping system	•
TRIM LEVEL	
Seat belts in home section and in cab	•
Heating and ventilation	•
Gas heater	3000 kcl. + 2400 kcl. opt.
Heki 3 panoramic porthole	o
Gas boiler with electronic lighting	L. 10
Gas bottle locker (2x11:13kg)	•
Three-way Electrolux fridge	L. 110
Outside fridge grille for inspection	•
Extractor hood	•
Cooker top	3 stainless steel gas rings
Oven	o
Home section door with fly screen	o
Window blinds and fly screens	•
Separate washroom – shower	•
Theftford tank	•
Roof rack with ladder	•
Additional battery – automatic battery charger	80 AH
12V socket – 220V socket	•
Control panel	•
Power supply unit 240W	•
Third stop light	•
Porthole with fly screen	•
Outside storage compartment	•
Parking feet	o
Built-in step	•
Single-control mixer tap	•
M1 lock	•
GRP side panels	•
High density insulation	•
Porthole with fan	o



- yes
- Δ no
- o on request

Europeo NG 88

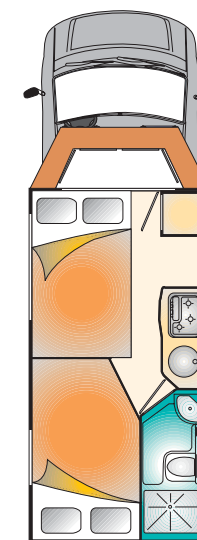
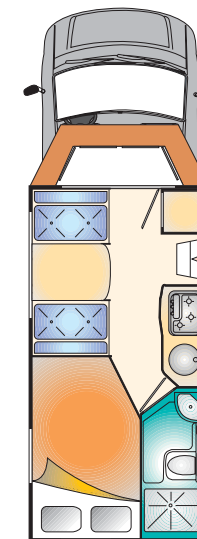
MECHANICAL UNIT	
Engine	Ford FT 350 TDS
Wheelbase	3954 mm
Displacement (Cc)	2400 cc.
Maximum power EEC (kW-HP)	Cv 137
Transmission	6+r.m.
Drive	Rear wheel drive
Twin wheels	•
Power steering	•
Fuel oil tank	L. 80
Galvanised counter-frame	•
DIMENSIONS AND WEIGHTS	
Outside length	7130
Outside width - inside width	2220 - 2100
Maximum outside height - inside height	3050 - 1920
Thickness of floor - walls - roof	44 - 30 - 30
Certified seats	5
Maximum overall weight	Kg 3500
BEDS	
Berths	6
Drop-down double bed	2100 x 1470
Centre dinette single bed	Δ
Centre dinette double bed	2100 x 1260
Rear single bed	Δ
Rear double bed	Δ
Bunk bed	2100 x 1050
TANKS	
Drinking water (inside)	L. 40 + 60
Drain water recovery	L. 66 + 40
WC recovery	L. 15
Stiff water piping system	•
TRIM LEVEL	
Seat belts in home section and in cab	•
Heating and ventilation	•
Gas heater	3000 kd. + 2400 kd. opt.
Heki 3 panoramic porthole	o
Gas boiler with electronic lighting	•
Gas bottle locker (2x11:13kg)	•
Three-way Electrolux fridge	L. 110
Outside fridge grille for inspection	•
Extractor hood	•
Cooker top	3 stainless steel gas rings
Oven	o
Home section door with fly screen	•
Window blinds and fly screens	•
Separate washroom - shower	•
Theftford tank	•
Roof rack with ladder	•
Additional battery - automatic battery charger	80 AH
12V socket - 220V socket	•
Control panel	•
Power supply unit 240W	•
Third stop light	•
Porthole with fly screen	•
Outside storage compartment	•
Parking feet	o
Built-in step	•
Single-control mixer tap	•
M1 lock	•
GRP side panels	•
High density insulation	•
Porthole with fan	o



- yes
- Δ no
- o on request

Europeo NG 12/P

MECHANICAL UNIT	
Engine	Ford FT 350 TDS
Wheelbase	3750 mm
Displacement (Cc)	2.000 cc.
Maximum power EEC (kW-HP)	Cv 100
Transmission	5+r.m.
Drive	Front wheel drive
Twin wheels	Δ
Power steering	•
Fuel oil tank	L. 80
Galvanised counter-frame	•
DIMENSIONS AND WEIGHTS	
Outside length	6300
Outside width - inside width	2220 - 2100
Maximum outside height - inside height	2900 - 1950
Thickness of floor - walls - roof	44 - 30 - 30
Certified seats	4
Maximum overall weight	Kg 3500
BEDS	
Berths	4
Drop-down double bed	Δ
Centre dinette single bed	Δ
Centre dinette double bed	1880 x 1250
Rear single bed	Δ
Rear double bed	2050 x 1280
Bunk bed	Δ
TANKS	
Drinking water (inside)	L. 40 + 60
Drain water recovery	L. 66 + 40
WC recovery	L. 15
Stiff water piping system	•
TRIM LEVEL	
Seat belts in home section and in cab	•
Heating and ventilation	•
Gas heater	Comby 6000 kd.
Heki 3 panoramic porthole	o
Gas boiler with electronic lighting	Δ
Gas bottle locker (2x11:13kg)	•
Three-way Electrolux fridge	L. 110
Outside fridge grille for inspection	•
Extractor hood	•
Cooker top	3 stainless steel gas rings
Oven	Δ
Home section door with fly screen	•
Window blinds and fly screens	•
Separate washroom - shower	•
Theftford tank	•
Roof rack with ladder	o
Additional battery - automatic battery charger	80 AH
12V socket - 220V socket	•
Control panel	•
Power supply unit 240W	•
Third stop light	•
Porthole with fly screen	•
Outside storage compartment	•
Parking feet	o
Built-in step	•
Single-control mixer tap	•
M1 lock	•
GRP side panels	•
High density insulation	•
Porthole with fan	o



- yes
- △ no
- on request

Europeo NG 16P

MECHANICAL UNIT	
Engine	Ford FT 350 TDS
Wheelbase	3954 mm
Displacement (Cc)	2400 cc.
Maximum power EEC (kW-HP)	Cv 137
Transmission	6+r.m.
Drive	Rear wheel drive
Twin wheels	•
Power steering	•
Fuel oil tank	L 80
Galvanised counter-frame	•
DIMENSIONS AND WEIGHTS	
Outside length	6960
Outside width - inside width	2220 - 2100
Maximum outside height - inside height	2900 - 1950
Thickness of floor - walls - roof	44 - 30 - 30
Certified seats	5
Maximum overall weight	Kg 3500
BEDS	
Berths	4
Drop-down double bed	△
Centre dinette single bed	△
Centre dinette double bed	2100 x 1220
Rear single bed	△
Rear double bed	1900 x 1280
Bunk bed	△
TANKS	
Drinking water (inside)	L 40 + 60
Drain water recovery	L 66 + 40
WC recovery	L 15
Stiff water piping system	•
TRIM LEVEL	
Seat belts in home section and in cab	•
Heating and ventilation	•
Gas heater	Comby 6000 kcl.
Heki 3 panoramic porthole	○
Gas boiler with electronic lighting	△
Gas bottle locker (2x1 l : 13kg)	•
Three-way Electrolux fridge	L 110
Outside fridge grille for inspection	•
Extractor hood	•
Cooker top	3 stainless steel gas rings
Oven	△
Home section door with fly screen	○
Window blinds and fly screens	•
Separate washroom - shower	•
Theftford tank	•
Roof rack with ladder	○
Additional battery - automatic battery charger	80 AH
12V socket - 220V socket	•
Control panel	•
Power supply unit 240W	•
Third stop light	•
Porthole with fly screen	•
Outside storage compartment	•
Parking feet	○
Built-in step	•
Single-control mixer tap	•
M1 lock	•
GRP side panels	•
High density insulation	•
Porthole with fan	○

