

Price List 1-2008

Charisma



**Concorde**

REISEMOBILE AUS LEIDENSCHAFT

# STANDARD SPECIFICATION

## Chassis

	IVECO DAILY	IVECO EUROCARGO	MAN TGL
Turbo diesel engine with electronically controlled Common Rail direct injection	•	•	•
Compliance with Euro 4 emissions standard by means of SCR-technology (AdBlue)	–	•	–
Compliance with Euro 4 emissions standard by means of particle filter	•	–	•
6-speed transmission with dashboard gear shift	•	•	–
6-speed transmission with 210 engine, 9-speed with 240 engine	–	–	•
Rear-wheel drive with ASR traction control system	•	–	–
Rear axle with comfortable parabolic springs, air suspension available as an option	•	•	–
225/75 R 16 tyres, twin rear wheels	•	–	–
Twin rear wheels with 225 or 235/75 R 17.5, rear wheels with all-season tyres (M+S)	–	•	•
Disc brakes on front and rear axles with dual-circuit air brake	–	•	•
Electronically controlled anti-lock braking system (ABS)	•	•	•
Engine brake	–	•	•
Exhaust valve brake system (EVB)	–	–	•
Cruise control system	•	•	•
Alternator 14 V, 140 A (1960 watt)	•	–	–
Alternator 28 V, 70 A (1960 watt)	–	•	–
Alternator 28 V, 80 A (2240 watt)	–	–	•
Additional Alternator 14 V 80 A (1.120 watt) to charge on-board leisure batteries while driving	–	•	•
Fuel tank 180 l	–	•	•
Fuel tank 100 l	•	–	–
Cab air-conditioning system (MAN with automatic control)	•	•	•
Twin headlights	•	•	•
Fog lights	–	•	•
Heated, electrically adjustable coach-style outside mirrors with additional wide-angle and front-end mirrors	•	•	•
Coach-style windscreen wiper system	•	•	•
Independent driver-active dashboard	•	•	•
Adjustable steering wheel	–	•	•
Sound insulation for the cab floor and front wall	•	•	•
Warning triangle and first-aid kit, Warning lamp and two wheel chocks	•	•	•

## Coachwork

	CHARISMA
Modern bus design	•
Panoramic tinted, laminated glass windscreen with heated windscreen wiper parking section	•
Sliding toughened, tinted, insulating glass side windows with integrated blind	•
Tinted double-glazed tilting/sliding plastic windows in the living area with integrated blind and fly screen	•
Electrically operated insulating roller blind for the windscreen	•
Rugged, long-life Solidtherm aluminium sandwich construction	•
"Faraday cage" lightning protection	•
Fully insulated wall joining technique using high-density solid PU profiles to eliminate cold spots	•
Completely insulated cab	•
Heater between insulating roller blind and windscreen	•
Walls 42 mm thick with 40 mm closed-cell, high-resistance RTM foam	•
Chromated aluminium alloy external and internal wall, roof and underbody panels	•
Smooth outer panels with white baked enamel finish	•
Walk-on roof	•
Aluminium roof profile sections with rain channel to reduce soiling of the side wall	•
Front and side skirts made of strong but flexible, corrosion-free GRP material	•
GRP sandwich rear wall construction (approx. 45 mm thick) with PU foam core	•
Separate GRP rear bumper for easy replacement	•
Heated double floor construction, intrafloor space approx. 350 mm high, accessible via outside flaHP	•
Luggage locker doors with flush, aerodynamic cast aluminium hinges	•
Sandwich-type floor and intermediate panel construction with 40 mm and 30 mm RTM foam insulation respectively, adding up to a total of 70 mm	•
Rugged GRP wheel arches with fully insulated sandwich construction for the rear axle	•
Illuminated rear garage with doors on both sides, luggage tie-down system and 230 V socket-outlet	•
Illuminated, heated double step inside the door	•
Electrically retractable step outside the door with safety circuit	•
"Security Plus" door with combination security lock and key-operated emergency override switch	•
Exterior light with safety circuit (switches off automatically when the engine is started)	•
Cockpit seats with armrests for driver and co-driver covered in the same material as the seats in the living area, Eurocargo and MAN with air suspension, lumbar support and heating	•
„Charisma“ decals in blue and silver	•

# STANDARD SPECIFICATION

## Living area / Bedroom

	CHARISMA
Single-level Concorde floor from the dashboard right through to the rear	•
Walls and ceiling covered in colour-coordinated carpet	•
Easy-clean plastic floor covering	•
Removable quality carpets	•
Ergonomic, Diolen-upholstered seating elements with zip-off covers	•
Caramel microfibre covers on the seats in the living area and in the cab	•
Multifunctional couch on the left-hand side with a set of seat belts	•
High-quality furnishings with laminate or veneer construction	•
Furniture flaps and doors with real wood veneer on both sides, with metal hinges and catches	•
Wardrobe with clothes rail, mirror on the inside of the door and lighting (models with Comfort bathroom only)	•
Rear bed with Lattoflex supportive spring system, adjustable headrest and Carawinx mattress	•
Double-glazed panoramic roof hatch with integrated lighting, blind and fly screen	•
Roof hatch with integrated blind and fly screen	•
Sturdy laminated table with wood grain finish	•
Fabric curtains at the windows in the living area and bedroom	•
TV cabinet near the door with 12 V and 230 V socket-outlets	•
Glass-fronted cocktail cabinet with shelves and assorted glasses near the door	•
Lighting canopies with halogen spotlights and integrated lighting	•
Glass-fronted cabinets with LED lighting	•
Sturdy, solid-wood handle inside the door	•
12 V and 230 V socket-outlets throughout living area and bedroom	•
Curtain between living area and cab	•

## Pulldown bed (Option)

Mattress dimensions approx. 198 x 132 cm	•
Headroom above bed approx. 86 cm	•
Two-part sprung slatted frame with single Carawinx mattress	•
Roof hatch with integrated blind and fly screen	•

## Kitchen

	CHARISMA
Flush-fitted three-flame stainless steel gas hob with automatic ignition	•
Flush-fitted stainless steel sink	•
Level glass covers for hob and sink	•
Chrome railing in front of the hob	•
Single-lever chrome sink mixer with retractable handspray	•
Worktop in the kitchen area with hard-wearing laminate finish	•
142 l AES refrigerator with separate freezer compartment (manual/automatic three-way energy changeover switch - 12 V / 230 V / gas)	•
230 V socket-outlet in the cupboard above the refrigerator	•
Generously dimensioned cupboards with removable shelving	•
Easy slide drawers with "cushion close" function	•
Cutlery drawer	•
Thermostatically controlled roof fan	•
Lighting with halogen spotlights in the light canopy and under the wall cupboards	•
Double waste bin	•
3 x 230 V socket-outlets	•

## Bathroom / Toilet

Bathroom designed to match the living area, wood-panelled walls	•
Bathroom cabinet with mirror and shelf	•
Open shelving with chrome railings	•
Lighting with halogen spotlights and outside switch	•
Corisan washstand with seamlessly integrated washbasin	•
Single-lever chrome mixer with extendable shower attachment on the washstand	•
Generously sized shower cubicle with acrylic glass door	•
Shower mixer with wall rail and shower head with height adjustment facility	•
Integrated water-flush toilet with spare cassette and cassette storage unit	•
Toilet paper holder, liquid soap dispenser, towel rail and hooks	•
Window 500 x 600 mm above toilet (models with Premium bathroom only)	•
Roof hatch with integrated fly screen and blind	•
2 x 230 V socket-outlets	•
Spacious wardrobe with mirror on the inside of the door and lighting (models with Premium bathroom only)	•

# STANDARD SPECIFICATION

## Water / Gas / Heating

	CHARISMA
Gas compartment capable of accommodating 2 x 11 kg gas bottles, 30 mb gas pressure	•
Cut-off valves for all appliances	•
Gas regulator with state-of-the-art automatic bottle changeover system	•
Freshwater and wastewater tanks fitted in the heated intrafloor area, each approx. 250 l	•
Easy access wastewater drain valve in the heated intrafloor area	•
Access to both tanks from living area for easy cleaning	•
Direct drainage facility for the freshwater tank using the valve in the heated intrafloor area	•
Wastewater drain hose with bayonet connection	•
Automatically operating central water pump with surge tank	•
5500 W engine-independent gas-fired central heating / hot-water system with thermostatic control and time switch, 230 V / 3000 W electric heater, automatic vent valve, non-return valve	•
Integrated hot-water boiler to supply all taHP	•
Heat exchanger that uses the heat produced by the engine to heat the living area	•
Service access via separate outside flap	•

## Electricity / TV / Radio

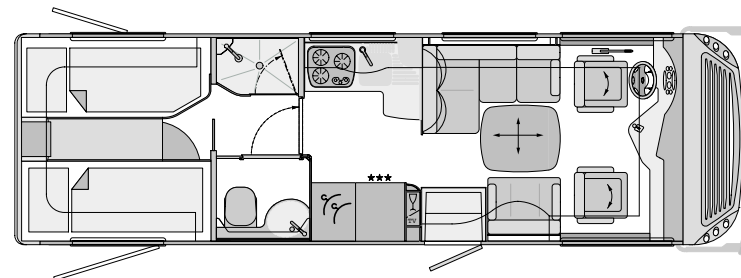
150 Ah gel battery in the intrafloor area	•
230 V CEE connection in the luggage compartment with cable routing through the intrafloor area	•
Central control and distribution module with microprocessor technology	•
Automatic battery charging facility with electronic control and battery temperature sensor, 25 A maximum charging current	•
Automatic charging of leisure and vehicle batteries when connected up to an external power supply and while driving	•
Automatic connection and disconnection of leisure and vehicle batteries	•
Automatic refrigerator cut-off in 12 V mode when the engine is switched off	•
Deactivation of on-board electrical system when voltage too low or in the event of overheating, with automatic reactivation	•
Automatic residual-current-operated circuit breaker	•
300 W sine-wave power inverter (230 V to all socket-outlets – even when not connected to external power supply) and mains priority circuit	•
230 V socket-outlet in the garage	•
Radio with CD and MP3 player	•
Broadband speakers with separate tweeters and frequency separating filter behind the side trim panels in the cab	•

## On-board electronics

	CHARISMA
Ultra-modern microprocessor-controlled on-board electronic system with BUS technology (Binary Unit System)	•
Central control and monitoring panel	•
Master switch for all items of equipment	•
Pushbuttons to switch the following systems on and off:	
• Heating	•
• Anti-freeze system for the gas pressure regulator	•
• Gas valve (in conjunction with gas tank only)	•
• Lighting	•
• Water pump	•
• Power inverter	•
LCD indicator panel for monitoring of:	
• Freshwater tank	•
• Wastewater tank	•
• Voltage of the leisure and vehicle batteries	•
• Outside and inside temperatures	•
• Charging and discharging current	•
• External power supply	•
• Gas level (in conjunction with gas tank only)	•
• Batteries connected in parallel	•
• Date and time with alarm clock function	•
Alarm facilities for:	
• Wastewater tank full	•
• Freshwater tank empty	•
• Low battery voltage	•
• Reserve gas bottle in use	•
• Step extended	•

# TECHNICAL DATA

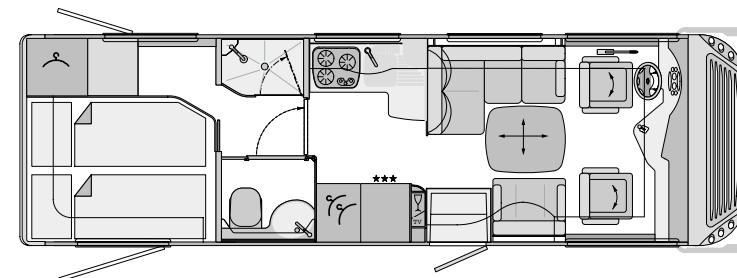
## Charisma 791 L with Divided bathroom



Basic vehicle	Iveco Daily	Iveco Daily
Chassis	60C18	65C18
Engine	4-cylinder	4-cylinder
Cubic capacity	3,0 l	3,0 l
Power	130 kW (177 HP)	130 kW (177 HP)
Torque	400 Nm	400 Nm
Overall length (mm)	7980	7980
Overall width (mm)	2380	2380
Overall height (mm)	3290	3290
Wheelbase (mm)	4350	4350
Maximum Permissible Weight / chassis downgrade <sup>1</sup> (kg)	6000	6700
Kerb weight <sup>2</sup> (kg)	4970	4970
Payload / chassis downgrade <sup>2</sup> (kg)	1030	1730
Trailer load in kg	3500	3500 <sup>3</sup>
Seats with three-point safety belts	4	4
Left-hand seating element (mm)	1500/980	1500/980
Right-hand bench seat (mm)	800/640	800/640
Rear bed (mm)	2 x 2000/850	2 x 2000/850
Pulldown bed dimensions (optional, mm)	1980/1320	1980/1320
Headroom above pulldownbed (mm)	860	860
Right-hand garage door H/W (mm)	1250/1150	1250/1150
Left-hand garage door H/W (mm)	1250/800	1250/800
<b>Price in euros (including 19 % VAT)</b>	<b>142,000.00</b>	<b>143,000.00</b>



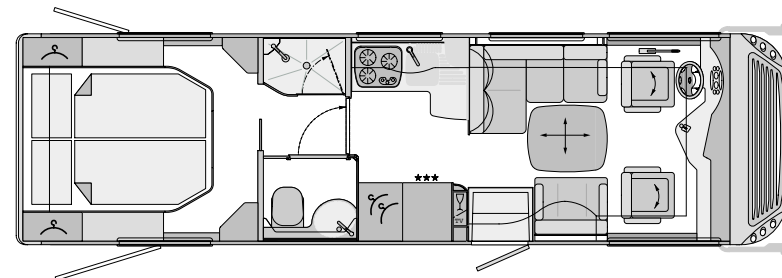
## Charisma 791 F with Divided bathroom



Basic vehicle	Iveco Daily	Iveco Daily
Chassis	60C18	65C18
Engine	4-cylinder	4-cylinder
Cubic capacity	3,0 l	3,0 l
Power	130 kW (177 HP)	130 kW (177 HP)
Torque	400 Nm	400 Nm
Overall length(mm)	7980	7980
Overall width (mm)	2380	2380
Overall height (mm)	3290	3290
Wheelbase (mm)	4350	4350
Maximum permissible weight / chassis downgrade <sup>1</sup> (kg)	6000	6700
Kerb weight <sup>2</sup> (kg)	4970	4970
Payload / chassis downgrade <sup>2</sup> (kg)	1030	1730
Trailer load in kg	3500	3500 <sup>3</sup>
Seats with three-point safety belts	4	4
Left-hand seating element (mm)	1500/980	1500/980
Right-hand seating bench (mm)	800/640	800/640
Rear bed (mm)	2000/1550	2000/1550
Pulldown bed dimensions (optional, mm)	1980/1320	1980/1320
Headroom above pulldown bed (mm)	860	860
Right-hand garage door H/W (mm)	1250/1150	1250/1150
Left-hand garage door H/W (mm)	1250/800	1250/800
<b>Price in euros (including 19 % VAT)</b>	<b>142,000.00</b>	<b>143,000.00</b>

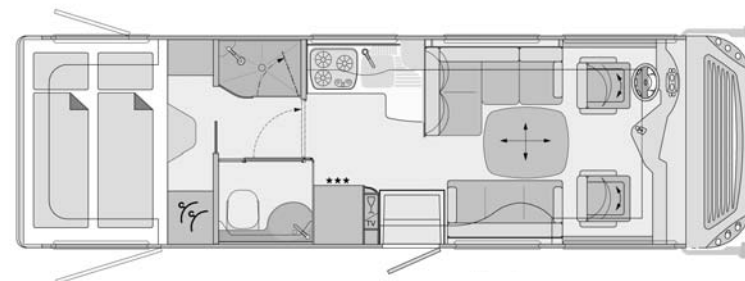
# TECHNICAL DATA

## Charisma 841 M with Divided bathroom



Basic vehicle	Iveco Daily	Iveco Daily
Chassis	60C18	65C18
Engine	4-cylinder	4-cylinder
Cubic capacity	3,0 l	3,0 l
Power	130 kW (177 HP)	130 kW (177 HP)
Torque	400 Nm	400 Nm
Overall length (mm)	8480	8480
Overall width (mm)	2380	2380
Overall height (mm)	3290	3290
Wheelbase (mm)	4750	4750
Maximum permissible weight / downgrade <sup>1</sup> (kg)	6000	6700
Kerb weight <sup>2</sup> (kg)	5110	5110
Payload / downgrade <sup>2</sup> (kg)	890	1590
Trailer load in kg	3500	3500 <sup>3</sup>
Seats with three-point security belts	4	4
Left-hand seating element (mm)	1500/980	1500/980
Right-hand seating bench (mm)	800/640	800/640
Rear bed (mm)	2000/1600	2000/1600
Pull-down bed dimensions (optional, mm)	1980/1320	1980/1320
Headroom above pull-down bed (mm)	860	860
Right-hand garage door H/W (mm)	1250/1150	1250/1150
Left-hand garage door H/W (mm)	1250/800	1250/800
<b>Price in euros (including 19 % VAT)</b>	<b>146,000.00</b>	<b>147,000.00</b>

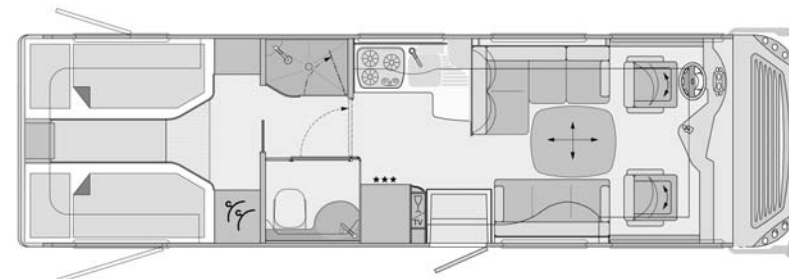
## Charisma 791 H with Divided bathroom



Basic vehicle	Iveco Daily	Iveco Daily	Iveco Eurocargo	MAN TGL	MAN TGL
Chassis	60C18	65C18	75E18	8.210 TipMatic	8.240 TipMatic
Engine	4-cylinder	4-cylinder	4-cylinder	4-cylinder	6-cylinder
Cubic capacity	3,0 l	3,0 l	3,9 l	4,6 l	6,9 l
Power	130 kW (177 HP)	130 kW (177 HP)	130 kW (177 HP)	151 kW (206 HP)	177 kW (240 HP)
Torque	400 Nm	400 Nm	570 Nm	830 Nm	925 Nm
Overall length (mm)	7980	7980	8090	8090	8090
Overall width (mm)	2380	2380	2380	2380	2380
Overall height (mm)	3290	3290	3430	3460	3460
Wheelbase (mm)	4350	4350	3900	3900	3900
Maximum permissible weight / chassis downgrade <sup>1</sup> (kg)	6000	6700	7490	8800/7490	8800
Kerb weight <sup>2</sup> (kg)	4970	4970	5960	6290	6640
Payload / chassis downgrade <sup>2</sup> (kg)	1030	1730	1530	2510/1200	2160
Trailer load in kg	3500	3500 <sup>3</sup>	3500	3500	3500
Seats with three-point security belts	4	4	4	4	4
Left-hand seating element (mm)	1500/980	1500/980	1500/980	1500/980	1500/980
Right-hand seating bench (mm)	1260/640	1260/640	1260/640	1260/640	1260/640
Rear bed (mm)	2100/1500	2100/1500	2100/1500	2100/1500	2100/1500
Pull-down bed dimensions (optional, mm)	1980/1320	1980/1320	1980/1320	1980/1320	1980/1320
Headroom above pull-down bed (mm)	860	860	860	860	860
Right-hand garage door H/W (mm)	1250/1150	1250/1150	1250/1150	1250/1150	1250/1150
Left-hand garage door H/W (mm)	1250/800	1250/800	1250/800	1250/800	1250/800
<b>Price in euros (including 19 % VAT)</b>	<b>142,000.00</b>	<b>143,000.00</b>	<b>156,000.00</b>	<b>166,000.00</b>	<b>171,000.00</b>

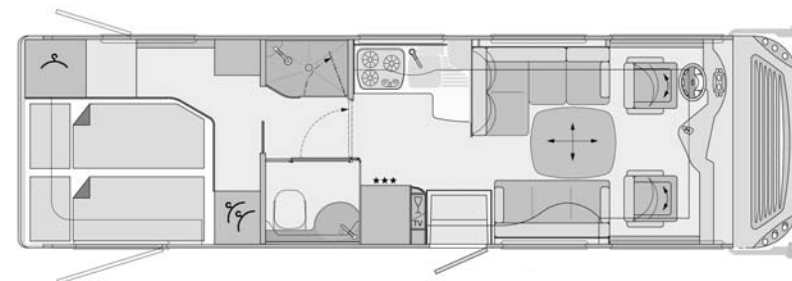
# TECHNICAL DATA

## Charisma 841 L with Divided bathroom



Basic vehicle	Iveco Daily	Iveco Daily	Iveco Eurocargo	MAN TGL	MAN TGL
Chassis	60C18	65C18	75E18	8.210 TipMatic	8.240 TipMatic
Engine	4-cylinder	4-cylinder	4-cylinder	4-cylinder	6-cylinder
Cubic capacity	3,0 l	3,0 l	3,9 l	4,6 l	6,9 l
Power	130 kW (177 HP)	130 kW (177 HP)	130 kW (177 HP)	151 kW (206 HP)	177 kW (240 HP)
Torque	400 Nm	400 Nm	570 Nm	830 Nm	925 Nm
Overall length (mm)	8480	8480	8590	8590	8590
Overall width (mm)	2380	2380	2380	2380	2380
Overall height (mm)	3290	3290	3430	3460	3460
Wheelbase (mm)	4750	4750	4185	4200	4200
Maximum permissible weight / chassis downgrade <sup>1</sup> (kg)	6000	6700	7490	8800/7490	8800
Kerb weight <sup>2</sup> (kg)	5110	5110	6100	6430	6780
Payload / chassis downgrade <sup>2</sup> (kg)	890	1590	1390	2370/1060	2020
Trailer load in kg	3500	3500 <sup>3</sup>	3500	3500	3500
Seats with three-point security belts	4	4	4	4	4
Left-hand seating element (mm)	1500/980	1500/980	1500/980	1500/980	1500/980
Right-hand seating bench (mm)	1260/640	1260/640	1260/640	1260/640	1260/640
Rear bed (mm)	2 x 2000/850	2 x 2000/850	2 x 2000/850	2 x 2000/850	2 x 2000/850
Pulldown bed dimensions (optional, mm)	1980/1320	1980/1320	1980/1320	1980/1320	1980/1320
Headroom above pulldown bed (mm)	860	860	860	860	860
Right-hand garage door H/W (mm)	1250/1150	1250/1150	1250/1150	1250/1150	1250/1150
Left-hand garage door H/W (mm)	1250/800	1250/800	1250/800	1250/800	1250/800
<b>Price in euros (including 19 % VAT)</b>	<b>146,000.00</b>	<b>147,000.00</b>	<b>158,000.00</b>	<b>167,000.00</b>	<b>172,000.00</b>

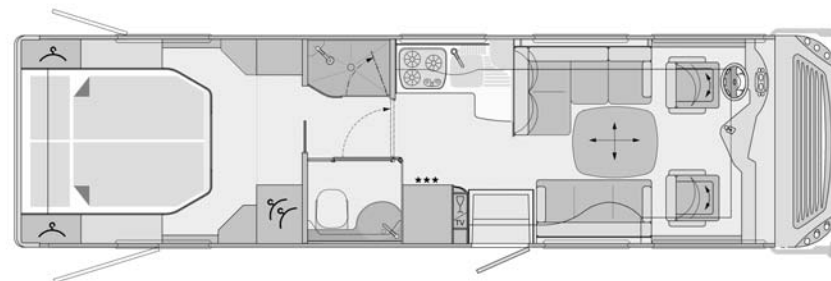
## Charisma 841 F with Divided bathroom



Basic vehicle	Iveco Daily	Iveco Daily	Iveco Eurocargo	MAN TGL	MAN TGL
Chassis	60C18	65C18	75E18	8.210 TipMatic	8.240 TipMatic
Engine	4-cylinder	4-cylinder	4-cylinder	4-cylinder	6-cylinder
Cubic capacity	3,0 l	3,0 l	3,9 l	4,6 l	6,9 l
Power	130 kW (177 HP)	130 kW (177 HP)	130 kW (177 HP)	151 kW (206 HP)	177 kW (240 HP)
Torque	400 Nm	400 Nm	570 Nm	830 Nm	925 Nm
Overall length (mm)	8480	8480	8590	8590	8590
Overall width (mm)	2380	2380	2380	2380	2380
Overall height (mm)	3290	3290	3430	3460	3460
Wheelbase (mm)	4750	4750	4185	4200	4200
Maximum permissible weight / chassis downgrade <sup>1</sup> (kg)	6000	6700	7490	8800/7490	8800
Kerb weight <sup>2</sup> (kg)	5110	5110	6100	6430	6780
Payload / chassis downgrade <sup>2</sup> (kg)	890	1590	1390	2370/1060	2020
Trailer load in kg	3500	3500 <sup>3</sup>	3500	3500	3500
Seats with three-point security belts	4	4	4	4	4
Left-hand seating element (mm)	1500/980	1500/980	1500/980	1500/980	1500/980
Right-hand seating bench (mm)	1260/640	1260/640	1260/640	1260/640	1260/640
Rear bed (mm)	2000/1550	2000/1550	2000/1550	2000/1550	2000/1550
Pull-down bed dimensions (optional, mm)	1980/1320	1980/1320	1980/1320	1980/1320	1980/1320
Headroom above pull-down bed (mm)	860	860	860	860	860
Right-hand garage door H/W (mm)	1250/1150	1250/1150	1250/1150	1250/1150	1250/1150
Left-hand garage door H/W (mm)	1250/800	1250/800	1250/800	1250/800	1250/800
<b>Price in euros (including 19 % VAT)</b>	<b>146,000.00</b>	<b>147,000.00</b>	<b>158,000.00</b>	<b>167,000.00</b>	<b>172,000.00</b>

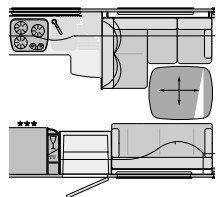
# TECHNICAL DATA

## Charisma 891 M with Divided bathroom

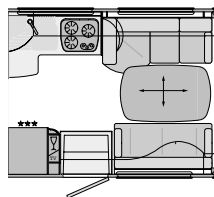


Basic vehicle	Iveco Daily	Iveco Daily	Iveco Eurocargo	MAN TGL	MAN TGL
Chassis	60C18	65C18	75E18	8.210 TipMatic	8.240 TipMatic
Engine	4-cylinder	4-cylinder	4-cylinder	4-cylinder	6-cylinder
Cubic capacity	3,0 l	3,0 l	3,9 l	4,6 l	6,9 l
Power	130 kW (177 HP)	130 kW (177 HP)	130 kW (177 HP)	151 kW (206 HP)	177 kW (240 HP)
Torque	400 Nm	400 Nm	570 Nm	830 Nm	925 Nm
Overall length (mm)	8980	8980	9090	9090	9090
Overall width (mm)	2380	2380	2380	2380	2380
Overall height (mm)	3290	3290	3430	3460	3460
Wheelbase (mm)	4900	4900	4455	4500	4500
Maximum permissible weight / chassis downgrade <sup>1</sup> (kg)	6000	6700	7490	8800/7490	8800
Kerb weight <sup>2</sup> (kg)	5250	5250	6240	6570	6920
Payload / chassis downgrade <sup>2</sup> (kg)	750	1450	1250	2230/920	1880
Trailer load in kg	3500	3500 <sup>3</sup>	3500	3500	3500
Seats with three-point security belts	4	4	4	4	4
Left-hand seating element (mm)	1500/980	1500/980	1500/980	1500/980	1500/980
Right-hand seating bench (mm)	1260/640	1260/640	1260/640	1260/640	1260/640
Rear bed (mm)	2000/1600	2000/1600	2000/1600	2000/1600	2000/1600
Pull-down bed dimensions (optional, mm)	1980/1320	1980/1320	1980/1320	1980/1320	1980/1320
Headroom above pull-down bed (mm)	860	860	860	860	860
Right-hand garage door H/W (mm)	1250/1150	1250/1150	1250/1150	1250/1150	1250/1150
Left-hand garage door H/W (mm)	1250/800	1250/800	1250/800	1250/800	1250/800
<b>Price in euros (including 19 % VAT)</b>	<b>151,000.00</b>	<b>152,000.00</b>	<b>162,000.00</b>	<b>171,000.00</b>	<b>176,000.00</b>

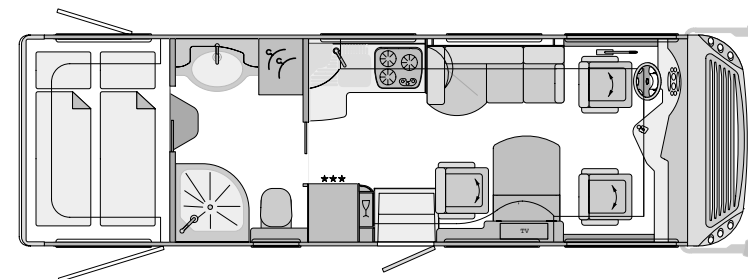
## Charisma 790 H with Premium bathroom



C-Lounge Version



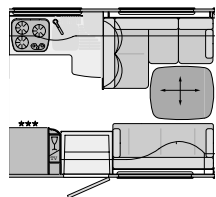
Lounge Version



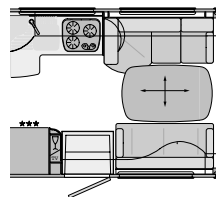
Basic vehicle	Iveco Daily	Iveco Daily	Iveco Eurocargo	MAN TGL	MAN TGL
Chassis	60C18	65C18	75E18	8.210 TipMatic	8.240 TipMatic
Engine	4-cylinder	4-cylinder	4-cylinder	4-cylinder	6-cylinder
Cubic capacity	3,0 l	3,0 l	3,9 l	4,6 l	6,9 l
Power	130 kW (177 HP)	130 kW (177 HP)	130 kW (177 HP)	151 kW (206 HP)	177 kW (240 HP)
Torque	400 Nm	400 Nm	570 Nm	830 Nm	925 Nm
Overall length (mm)	7980	7980	8090	8090	8090
Overall width (mm)	2380	2380	2380	2380	2380
Overall height (mm)	3290	3290	3430	3460	3460
Wheelbase (mm)	4350	4350	3900	3900	3900
Maximum permissible weight / chassis downgrade <sup>1</sup> (kg)	6000	6700	7490	8800/7490	8800
Kerb weight <sup>2</sup> (kg)	4970	4970	5960	6290	6640
Payload / chassis downgrade <sup>2</sup> (kg)	1030	1730	1530	2510/1200	2160
Trailer load in kg	3500	3500 <sup>3</sup>	3500	3500	3500
Seats with three-point security belts in Bar/Lounge/C-Lounge versions	4/3/4	4/3/4	4/3/4	4/3/4	4/3/4
Left-hand seating element (C-Lounge, mm)	1500/980	1500/980	1500/980	1500/980	1500/980
Right-hand seating bench (optional, mm)	1340/640	1340/640	1340/640	1340/640	1340/640
Rear bed (mm)	2100/1500	2100/1500	2100/1500	2100/1500	2100/1500
Pulldown bed dimensions (optional, mm)	1980/1320	1980/1320	1980/1320	1980/1320	1980/1320
Headroom above pulldown bed (mm)	860	860	860	860	860
Right-hand garage door H/W (mm)	1250/1150	1250/1150	1250/1150	1250/1150	1250/1150
Left-hand garage door H/W (mm)	1250/800	1250/800	1250/800	1250/800	1250/800
<b>Price in euros (including 19 % VAT)</b>	<b>142,000.00</b>	<b>143,000.00</b>	<b>156,000.00</b>	<b>166,000.00</b>	<b>171,000.00</b>

# TECHNICAL DATA

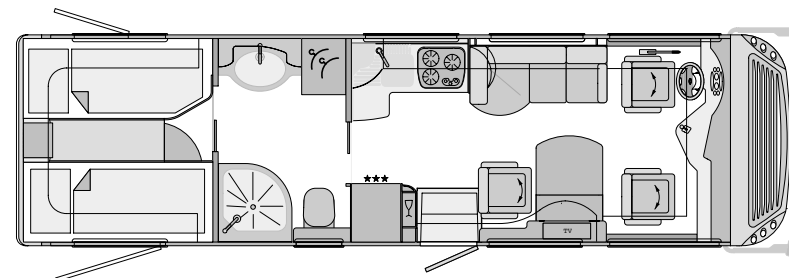
## Charisma 840 L with Premium bathroom



C-Lounge Version



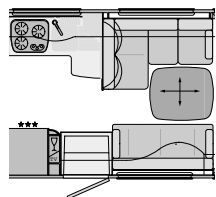
Lounge Version



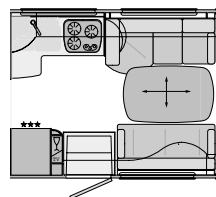
Basic vehicle	Iveco Daily	Iveco Daily	Iveco Eurocargo	MAN TGL	MAN TGL
Chassis	60C18	65C18	75E18	8.210 TipMatic	8.240 TipMatic
Engine	4-cylinder	4-cylinder	4-cylinder	4-cylinder	6-cylinder
Cubic capacity	3,0 l	3,0 l	3,9 l	4,6 l	6,9 l
Power	130 kW (177 HP)	130 kW (177 HP)	130 kW (177 HP)	151 kW (206 HP)	177 kW (240 HP)
Torque	400 Nm	400 Nm	570 Nm	830 Nm	925 Nm
Overall length (mm)	8480	8480	8590	8590	8590
Overall width (mm)	2380	2380	2380	2380	2380
Overall height (mm)	3290	3290	3430	3460	3460
Wheelbase (mm)	4750	4750	4185	4200	4200
Maximum permissible weight / chassis downgrade <sup>1</sup> (kg)	6000	6700	7490	8800/7490	8800
Kerb weight <sup>2</sup> (kg)	5110	5110	6100	6430	6780
Payload / chassis downgrade <sup>2</sup> (kg)	890	1590	1390	2370/1060	2020
Trailer load in kg	3500	3500 <sup>3</sup>	3500	3500	3500
Seats with three-point security belts n Bar/Lounge/C-Lounge versions	4/3/4	4/3/4	4/3/4	4/3/4	4/3/4
Left-hand seating element (C-Lounge, mm)	1500/980	1500/980	1500/980	1500/980	1500/980
Right-hand seating bench (optional, mm)	1340/640	1340/640	1340/640	1340/640	1340/640
Rear bed (mm)	2 x 2000/850	2 x 2000/850	2 x 2000/850	2 x 2000/850	2 x 2000/850
Pulldown bed dimensions (optional, mm)	1980/1320	1980/1320	1980/1320	1980/1320	1980/1320
Headroom above pulldown bed (mm)	860	860	860	860	860
Right-hand garage door H/W (mm)	1250/1150	1250/1150	1250/1150	1250/1150	1250/1150
Left-hand garage door H/W (mm)	1250/800	1250/800	1250/800	1250/800	1250/800
<b>Price in euros (including 19 % VAT)</b>	<b>146,000.00</b>	<b>147,000.00</b>	<b>158,000.00</b>	<b>167,000.00</b>	<b>172,000.00</b>



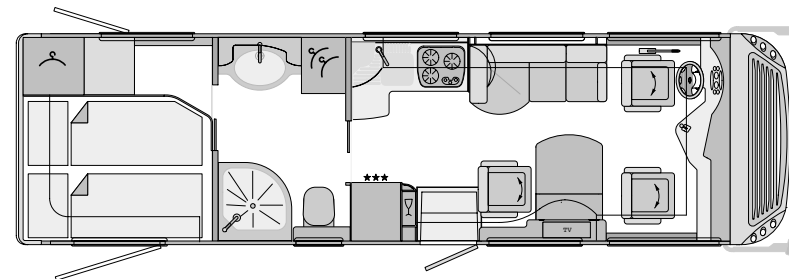
## Charisma 840 F with Premium bathroom



C-Lounge Version



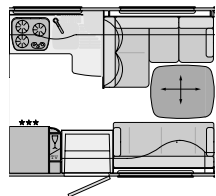
Lounge Version



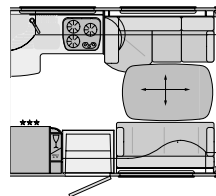
Basic vehicle	Iveco Daily	Iveco Daily	Iveco Eurocargo	MAN TGL	MAN TGL
Chassis	60C18	65C18	75E18	8.210 TipMatic	8.240 TipMatic
Engine	4-cylinder	4-cylinder	4-cylinder	4-cylinder	6-cylinder
Cubic capacity	3,0 l	3,0 l	3,9 l	4,6 l	6,9 l
Power	130 kW (177 HP)	130 kW (177 HP)	130 kW (177 HP)	151 kW (206 HP)	177 kW (240 HP)
Torque	400 Nm	400 Nm	570 Nm	830 Nm	925 Nm
Overall length (mm)	8480	8480	8590	8590	8590
Overall width (mm)	2380	2380	2380	2380	2380
Overall height (mm)	3290	3290	3430	3460	3460
Wheelbase (mm)	4750	4750	4185	4200	4200
Maximum permissible weight / chassis downgrade <sup>1</sup> (kg)	6000	6700	7490	8800/7490	8800
Kerb weight <sup>2</sup> (kg)	5110	5110	6100	6430	6780
Payload / chassis downgrade <sup>2</sup> (kg)	890	1590	1390	2370/1060	2020
Trailer load in kg	3500	3500 <sup>3</sup>	3500	3500	3500
Seats with three-point security belts n Bar/Lounge/C-Lounge versions	4/3/4	4/3/4	4/3/4	4/3/4	4/3/4
Left-hand seating element (C-Lounge, mm)	1500/980	1500/980	1500/980	1500/980	1500/980
Right-hand seating bench (optional, mm)	1340/640	1340/640	1340/640	1340/640	1340/640
Rear bed (mm)	2000/1550	2000/1550	2000/1550	2000/1550	2000/1550
Pulldown bed dimensions (optional, mm)	1980/1320	1980/1320	1980/1320	1980/1320	1980/1320
Headroom above pulldown bed (mm)	860	860	860	860	860
Right-hand garage door H/W (mm)	1250/1150	1250/1150	1250/1150	1250/1150	1250/1150
Left-hand garage door H/W (mm)	1250/800	1250/800	1250/800	1250/800	1250/800
<b>Price in euros (including 19 % VAT)</b>	<b>146,000.00</b>	<b>147,000.00</b>	<b>158,000.00</b>	<b>167,000.00</b>	<b>172,000.00</b>

# TECHNICAL DATA

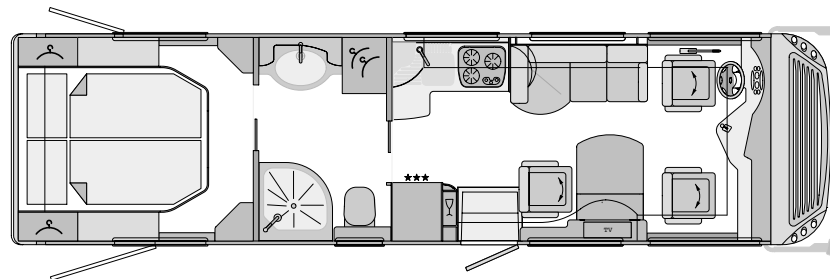
## Charisma 890 M with Premium bathroom



C-Lounge Version

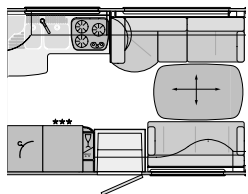


Lounge Version

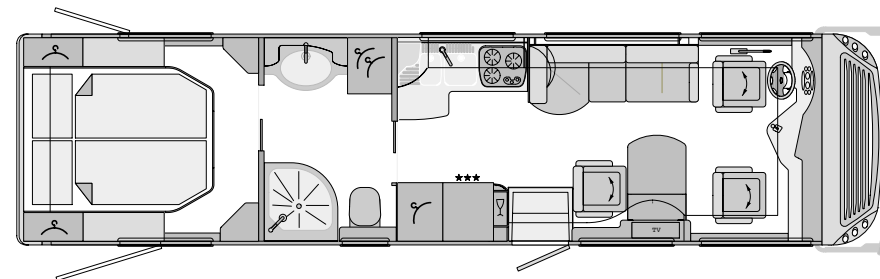


Basic vehicle	Iveco Daily	Iveco Daily	Iveco Eurocargo	MAN TGL	MAN TGL
Chassis	60C18	65C18	75E18	8.210 TipMatic	8.240 TipMatic
Engine	4-cylinder	4-cylinder	4-cylinder	4-cylinder	6-cylinder
Cubic capacity	3,0 l	3,0 l	3,9 l	4,6 l	6,9 l
Power	130 kW (177 HP)	130 kW (177 HP)	130 kW (177 HP)	151 kW (206 HP)	177 kW (240 HP)
Torque	400 Nm	400 Nm	570 Nm	830 Nm	925 Nm
Overall length (mm)	8980	8980	9090	9090	9090
Overall width (mm)	2380	2380	2380	2380	2380
Overall height (mm)	3290	3290	3430	3460	3460
Wheelbase (mm)	4900	4900	4455	4500	4500
Maximum permissible weight / chassis downgrade <sup>1</sup> (kg)	6000	6700	7490	8800/7490	8800
Kerb weight <sup>2</sup> (kg)	5250	5250	6240	6570	6920
Payload / chassis downgrade <sup>2</sup> (kg)	750	1450	1250	2230/920	1880
Trailer load in kg	3500	3500 <sup>3</sup>	3500	3500	3500
Seats with three-point security belts n Bar/Lounge/C-Lounge versions	4/3/4	4/3/4	4/3/4	4/3/4	4/3/4
Left-hand seating element (C-Lounge, mm)	1500/980	1500/980	1500/980	1500/980	1500/980
Right-hand seating bench (optional, mm)	1340/640	1340/640	1340/640	1340/640	1340/640
Rear bed (mm)	2000/1600	2000/1600	2000/1600	2000/1600	2000/1600
Pulldown bed dimensions (optional, mm)	1980/1320	1980/1320	1980/1320	1980/1320	1980/1320
Headroom above pulldown bed (mm)	860	860	860	860	860
Right-hand garage door H/W (mm)	1250/1150	1250/1150	1250/1150	1250/1150	1250/1150
Left-hand garage door H/W (mm)	1250/800	1250/800	1250/800	1250/800	1250/800
<b>Price in euros (including 19 % VAT)</b>	<b>151,000.00</b>	<b>152,000.00</b>	<b>162,000.00</b>	<b>171,000.00</b>	<b>176,000.00</b>

## Charisma 940 M with Premium bathroom



Lounge Version



Basic vehicle	Iveco Daily	Iveco Daily	Iveco Eurocargo	MAN TGL	MAN TGL
Chassis	60C18	65C18	75E18	8.210 TipMatic	8.240 TipMatic
Engine	4-cylinder	4-cylinder	4-cylinder	4-cylinder	6-cylinder
Cubic capacity	3,0 l	3,0 l	3,9 l	4,6 l	6,9 l
Power	130 kW (177 HP)	130 kW (177 HP)	130 kW (177 HP)	151 kW (206 HP)	177 kW (240 HP)
Torque	400 Nm	400 Nm	570 Nm	830 Nm	925 Nm
Overall length (mm)	9480	9480	9590	9590	9590
Overall width (mm)	2380	2380	2380	2380	2380
Overall height (mm)	3290	3290	3430	3460	3460
Wheelbase (mm)	5100	5100	4815	4850	4850
Maximum permissible weight / chassis downgrade <sup>1</sup> (kg)	6000	6700	7490	8800/7490	8800
Kerb weight <sup>2</sup> (kg)	5390	5390	6380	6710	7100
Payload / chassis downgrade <sup>2</sup> (kg)	610	1310	1110	2090/780	1700
Trailer load in kg	3500	3500 <sup>3</sup>	3500	3500	3500
Seats with three-point security belts n Bar/Lounge/C-Lounge versions	4/3/4	4/3/4	4/3/4	4/3/4	4/3/4
Left-hand seating element (C-Lounge, mm)	1850/980	1850/980	1850/980	1850/980	1850/980
Right-hand seating bench (optional, mm)	1340/640	1340/640	1340/640	1340/640	1340/640
Rear bed (mm)	2000/1600	2000/1600	2000/1600	2000/1600	2000/1600
Pulldown bed dimensions (optional, mm)	1980/1320	1980/1320	1980/1320	1980/1320	1980/1320
Headroom above pulldown bed (mm)	860	860	860	860	860
Right-hand garage door H/W (mm)	1250/1150	1250/1150	1250/1150	1250/1150	1250/1150
Left-hand garage door H/W (mm)	1250/800	1250/800	1250/800	1250/800	1250/800
<b>Price in euros (including 19 % VAT)</b>	<b>154,000.00</b>	<b>155,000.00</b>	<b>165,000.00</b>	<b>175,000.00</b>	<b>180,000.00</b>

# SPECIAL OPTIONS - CHASSIS

## Iveco Daily chassis

		PRICE IN EUROS incl. 19 % VAT	EXTRA WEIGHT in kg
709 049	<b>Complete basic vehicle package 1, Charisma Daily (Saving in comparison to individual order: 1,115.00 euros)</b> Chassis with 6.700 kg maximum permissible weight Aluminium rims on front axle / Wheel trims on rear axle Bi-xenon headlights with cleaning system and additional high-beam headlights Direction indicators with LED side light array Differential lock for rear axle Elegant wood grain finish for dashboard Fuel tank - 170 l Air suspension on rear axle with "raise + lower" function	9,990.00	110
709 048	<b>Complete basic vehicle package 2, Charisma Iveco Daily (Saving in comparison to individual order: 2,555.00 euros)</b> Additional to basic vehicle package 1: Trailer coupling with 12 V socket-outlet (increases the vehicle overall length by approx. 65 mm) Charisma Daily jacks with automatic levelling	16,900.00	211
702 214	Aluminium rims on front axle / Wheel trims on rear axle	1,490.00	- 6
700 048	Trailer coupling with 12 V socket-outlet (only available as a factory-fitted option, increases the vehicle overall length by approx. 65 mm)	1,450.00	29
700 043	Deduction for ball hitch and bumper cutout for trailer coupling	-150.00	- 4
700 041	Removable ball hitch with sealing cap for bumper (in conjunction with trailer coupling only)	400.00	5
125 024	Agile automated 6-speed manual transmission	1,690.00	20
700 054	Bi-xenon headlights with cleaning system and additional high-beam headlights, Direction indicators with LED side light array (in conjunction with RA air suspension only)	1,490.00	5
125 060	Differential lock for rear axle	850.00	15
703 5091	Elegant wood grain finish for dashboard	495.00	1
700 078	Charisma Daily jacks with automatic levelling	6,900.00	72
125 503	Fuel tank - 170 l	1,380.00	70
125 065	Air suspension on rear axle with "raise + lower" function	4,400.00	25

# SPECIAL OPTIONS - CHASSIS

## Iveco Eurocargo chassis

		PRICE IN EUROS incl. 19 % VAT	EXTRA WEIGHT in kg
709 047	<b>Complete basic vehicle package 1, Eurocargo (Saving in comparison to individual order: 1,485 euros)</b> Differential lock for rear axle Elegant wood grain finish for dashboard Air suspension on rear axle with "raise + lower" function Stainless steel wheel trims	3,990.00	46
709 046	<b>Complete basic vehicle package 2, Eurocargo (Saving in comparison to individual order: 3,125)</b> Additional to basic vehicle package 1: Trailer coupling with 12 V socket-outlet (only available as a factory-fitted option, increases the vehicle overall length by approx. 65 mm) Eurocargo jacks with automatic levelling	11,300.00	150
700 511	Trailer coupling with 12 V socket-outlet (only available as a factory-fitted option, increases the vehicle overall length by approx. 65 mm)	1,450.00	29
700 043	Deduction for ball hitch and bumper cutout for trailer coupling	-150.00	- 4
700 041	Removable ball hitch with sealing cap for bumper (in conjunction with trailer coupling only)	400.00	5
126 005	Differential lock for rear axle	650.00	15
126 018	Digital tachograph (required for commercial purpose)	1,490.00	1
703 5095	Elegant wood grain finish for dashboard	495.00	1
700 077	Eurocargo jacks with automatic levelling	7,500.00	75
126 013	Air suspension on rear axle with "raise + lower" function	3,990.00	25
702 244	17,5" stainless steel wheel trims	340.00	5

# SPECIAL OPTIONS - CHASSIS

## MAN TGL chassis

		PRICE IN EUROS incl. 19 % VAT	EXTRA WEIGHT in kg
709 044	<b>Complete basic vehicle package 1, Charisma MAN</b> (Saving in comparison to individual order: 3,075.00 euros with 210 engine or 4,075.00 euros with 240 engine) TipMatic automatic 6-speed transmission (12-speed with 240 engine) ASR traction control system Bi-xenon headlights with cleaning system and additional high-beam headlights, direction indicators with LED side light array Differential lock for rear axle Elegant wood grain finish for dashboard Air suspension on rear axle with "raise + lower" function Stainless steel wheel trims	7,990.00	71 (111)
709 045	<b>Complete basic vehicle package 2, Charisma MAN</b> (Saving in comparison to individual order: 5,115.00 euros with 210 engine or 6,115.00 euros with 240 engine) In addition to basic vehicle package 1: Trailer coupling with 12 V socket-outlet (only available as a factory-fitted option, increases the vehicle overall length by approx. 65 mm) MAN jacks with automatic levelling	14,900.00	175 (215)
700 052	Chassis downgrade to 7,490 kg maximum permissible weight (8.210 engine with adequate remaining payload only)	100.00	0
700 5011	Aluminium rims 6,75" x 17,5 with standard tyres	2,450.00	- 56
702 217	Aluminium rims 6,75" x 17,5 with standard tyres (instead of wheel trims, in conjunction with basic vehicle package 1 or 2 only)	2,110.00	-61
700 511	Trailer coupling with 12 V socket-outlet (only available as a factory-fitted option, increases the vehicle overall length by approx. 65 mm)	1,450.00	29
700 043	Deduction for ball hitch and bumper cutout for trailer coupling	-150.00	- 4
700 041	Removable ball hitch with sealing cap for bumper (in conjunction with trailer coupling only)	400.00	5
146 010	TipMatic automatic 6-speed transmission (210 engine only)	2,750.00	10
146 012	TipMatic automatic 12-speed transmission (240 engine only)	3,750.00	50
146 016	ASR traction control system	1,050.00	5
700 054	Bi-xenon headlights with cleaning system and additional high-beam headlights, direction indicators with LED side light array (in conjunction with air suspension on rear axle only)	1,490.00	5
146 018	Differential lock for rear axle	650.00	15
146 026	MAN digital tachograph (required for commercial purpose)	1,490.00	1
703 5093	Elegant wood grain finish for dashboard	495.00	1
146 020	Air suspension on rear axle with "raise + lower" function	4,290.00	30
700 077	MAN jacks with automatic levelling	7,500.00	75
702 244	17,5" stainless steel wheel trims	340.00	5

# SPECIAL OPTIONS - COACHWORK

## Coachwork

		PRICE IN EUROS incl. 19 % VAT	EXTRA WEIGHT in kg
700 097	Silver-coloured awning - 5.5 m	1,250.00	40
700 089	Electric motor for awning, mounted on the right-hand side	450.00	4
700 754	Midi roof hatch with integrated light in the bedroom instead of the standard roof hatch	590.00	6
700 752	Panoramic roof hatch with lighting in the bedroom instead of the standard roof hatch (not model 741H with solar unit)	1,190.00	18

## Living area / Bedroom

831 0..	Bar suite with adjustable individual seat and multifunctional bench seat	0.00	0
832 0..	Lounge with multifunctional bench seat and side couch	100.00	-15
833 0..	C-Lounge with side couch (standard for models with Divided bathroom)	800.00	25
849 001	Heated, swivelling cab seats with air suspension, integrated belt and lumbar support (standard for MAN and Eurocargo)	2,900.00	20
701 497	Pulldown bed instead of the wall cupboards	890.00	50
701 554	Table support with narrower table top, height adjustment facility and seat cushion (for Lounge version only)	450.00	8
700 6672	Ceiling-high glass-fronted cabinet with assorted glasses near the door (instead of the TV cabinet)	119.00	10

## Kitchen

709 10.	<b>Kitchen package 1</b> (in conjunction with Electrical power package 1 or 2 only) 175 l refrigerator with silver-coloured door frame, 230 V coffee-maker and Corisan kitchen worktop with seamlessly integrated sink	1,590.00	10
709 05.	<b>Kitchen package 2</b> (in conjunction with Electrical power package 1 or 2 only) 175 l refrigerator / oven combination, 230 V coffee-maker and Corisan kitchen worktop with seamlessly integrated sink	1,999.00	26
700 45.	Corisan kitchen worktop with seamlessly integrated sink	1,290.00	8
700 808	175 l refrigerator with silver-coloured door frame instead of 142 l standard refrigerator	590.00	2
700 809	175 l refrigerator / oven combination	1,200.00	18
700 436	Microwave cooker with grill and hot-air functions fitted under hob, stainless steel, 230 V mode, 26 l capacity	998.00	22
701 899	Dish washer unter gas hob (not in conjunction with microwave cooker)	1,410.00	25

# SPECIAL OPTIONS - COACHWORK

## Water / Gas / Heating / Bathroom

		PRICE IN EUROS incl. 19 % VAT	EXTRA WEIGHT in kg
700 412	Outside shower in the garage	275.00	2
700 862	"Motor Caravan" heating system with convenient continuous heating function (5.2 kW) and time switch	2,590.00	10
701 890	350 l freshwater tank	420.00	110
701 892	350 l freshwater and wastewater tanks	750.00	130
700 898	Gas alarm for living area	360.00	2
700 890	120 l gas tank with remote switch and level indicator on the control panel display	1,990.00	88
700 868	Heated towel rail	750.00	11
700 832	2.4 kW air conditioner for living area with infrared remote controller, fitted in the intrafloor area	2,500.00	37
701 811	SOG toilet roof vent (in conjunction with integrated water-flush toilet only)	299.00	1
701 820	Porcelain toilet bowl with macerator and 170 l waste tank (recommended: 350 l freshwater tank)	1,590.00	28

## Electrical equipment

700 740	<b>Electrical power package 1</b> Additional 150 Ah gel battery (making a total of 2) with 45 A charger instead of 25 A charger, power inverter from 12 V to 230 V, 1500 W sine-wave with remote control and automatic mains priority circuit	1,555.00	55
700 741	<b>Electrical power package 2</b> 2 additional 150 Ah gel battery (making a total of 3), combined 100 A charger with sine-wave converter from 12 V to 230 V, 4000 W peak output and 2000 W continuous output with mains failure compensation	3,350.00	95
701 200	Alarm system	1,150.00	3
700 684	Double reversing camera with shutter and 7" display	1,495.00	4
700 706	Additional 150 Ah gel battery (making a total of 2, not in conjunction with Electrical power package)	450.00	45
700 705	Additional 150 Ah gel battery (making a total of 2) + 45 A charger (not in conjunction with Electrical power package)	790.00	50
700 704	2 additional 150 Ah gel batteries (making a total of 3) + 45 A charger (not in conjunction with Electrical power package)	1,470.00	98
700 853	Generator (gas, 2500 W, in conjunction with gas tank only)	4,580.00	66
700 850	Generator (petrol, 2600 W) permanently installed with separate fuel tank	4,580.00	50
700 720	Solar unit with approx. 120 W maximum power	1,490.00	15
700 722	Solar unit with approx. 240 W maximum power (not for model 741H)	2,590.00	30
700 483	Power inverter from 12 V to 230 V, 1500 W sine-wave with remote control and automatic mains priority circuit	1,190.00	8



# SPECIAL OPTIONS - COACHWORK

## TV / Radio / Telephone

		PRICE IN EUROS incl. 19 % VAT	EXTRA WEIGHT in kg
700 6902	Digital satellite receiving system with 85 cm dish, fully automatic orientation, digital receiver with 2 CI slots for encrypted programmes, multi-party capability thanks to TWIN LNB, connection for second receiver with 12 V / 230 V and antenna socket in the bedroom, audio playback facility via radio (overall vehicle height plus approx. 120 mm)	3,690.00	25
700 610	Radio with CD and MP3 player, with Bluetooth and hands-free talking facility for the telephone (instead of standard fitted radio)	320.00	0
700 670	Roof-mounted telephone antenna for 900 MHz and 1800 MHz networks (specify length of cable)	250.00	1
700 667	20" flat panel display near the door (not in conjunction with the ceiling-high glass-fronted cabinet)	1,190.00	13
700 6692	20" flat panel display in wall glass cupboard on the right-hand side, may be lowered by electric motor, including ceiling-high glass-fronted cabinet near the door	1,790.00	20
700 6691	20" flat panel display in the cupboard above the windscreen, may be lowered by electric motor, including ceiling-high glass-fronted cabinet near the door (not in conjunction with pull-down bed)	1,790.00	20
700 699	20" flat panel display for rear bedroom (not for H-model)	1,190.00	13
700 668	"Media TV" cabinet with retractable 20" flat panel display, including ceiling-high glass-fronted cabinet near the door (in conjunction with Bar suite only)	1,790.00	20
700 69021	Additional digital satellite receiver for the bedroom	290.00	3

## Furnishings, fabrics and leather upholstery

01	Soft-look leather upholstery in the living area - Mint Green	2,700.00	25
02	Soft-look leather upholstery in the living area - Caramel	2,700.00	25
03	Soft-look leather upholstery in the living area - Sandstone	2,700.00	25
04	Soft-look leather upholstery in the living area - Dove Blue	2,700.00	25
41	Soft-look microfibre upholstery in the living area - Mint Green	0.00	-
42	Soft-look microfibre upholstery in the living area - Caramel	0.00	-
43	Soft-look microfibre upholstery in the living area - Sandstone	Standard	-
44	Soft-look microfibre upholstery in the living area - Dove Blue	0.00	-

## Miscellaneous


800 000	Delivery (with comprehensive instruction, handover inspection and approx. 80 l diesel )	650.00	-
---------	---	--------	---

<sup>1</sup> HGV driving licence required for vehicles with a maximum permissible weight of 7,500 kg and above.

<sup>2</sup> The kerb weight includes: driver (75 kg), full fuel and freshwater tanks, gas, tools and spare wheel. Weights and dimensions may vary according to special options and accessories. All measurements and weights reflect the specifications at the time of going to press. Deviations by +/- 5 % are possible and permitted.

<sup>3</sup> Maximum permissible weight of 10,000 kg

## CHASSIS AND SECTIONAL DRAWING

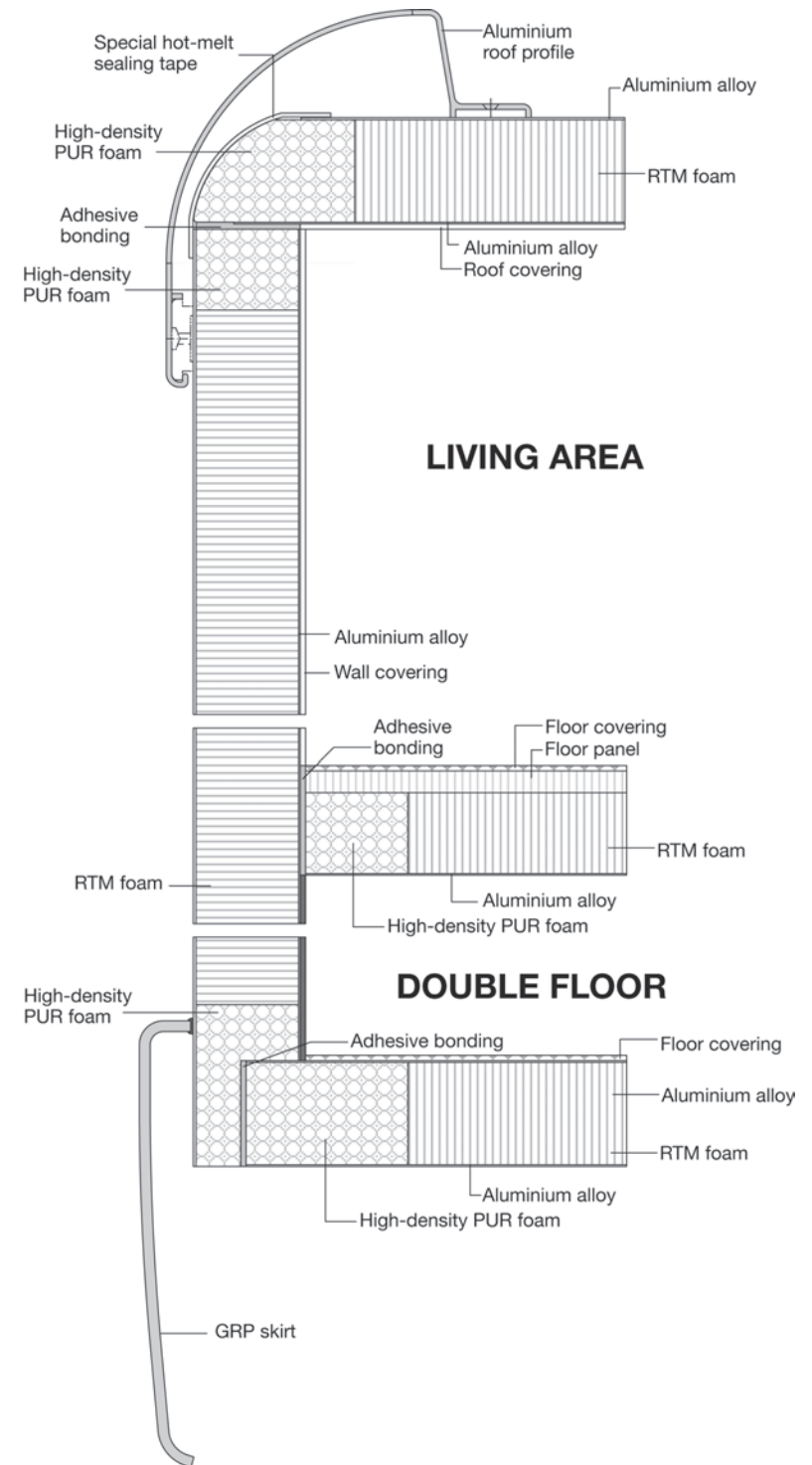



### THE CHASSIS OF THE CONCORDE CHARISMA

Concorde plays a pioneering role in the Enginecaravan industry once again when it comes to the chassis: the position of the driver's seat has been moved upwards, forwards and to the side to not only produce a completely level floor in the living area, but also an unimpeded view that is unique in the trade and has been optimised for the special requirements of the Enginehome owner. This means that the driver of a Concorde "A" class can see the road just three metres ahead of him, whereas the drivers of other Enginehomes have a "blind spot" amounting to than ten metres. Fitted between the specially developed dashboard and the windscreen, with its heated windscreen wiper area, a convector heater effectively reduces the formation of condensation with a well-aimed current of air. An aluminium sandwich construction with 40 millimetres of RTM foam has been used for the floor of the cab and the end wall, with 20 millimetre thick special mats providing additional sound insulation.

## THE CABIN CONSTRUCTION OF THE CONCORDE LINER

As far as Enginehome building is concerned, the name Concorde is regarded as being a synonym for perfect insulation and outstanding stability. This is primarily due to the fully bonded Solidtherm® cabin construction with high-density solid PU profiles to eliminate cold spots and the side wall insulation with a 40 millimetre layer of RTM foam. As if that were not enough: sandwich constructions are also used for the floor and intermediate panels, with insulation layers adding up to a total of 70 millimetres, contributing to the as yet unparalleled insulation values achieved by Concorde. Furthermore, the side skirts, the bumpers and the front and rear sections are made of rugged but flexible GRP material. The completely smooth, high gloss, aluminium sandwich wall panels create an automobile impression and aluminium roof profile sections with rain channels reduce soiling of the side walls to ensure that the attractive appearance is maintained over the years.



The prices for vehicles and special options apply to vehicles purchased and registered in Germany and are quoted in euros including 19 % value-added tax. Concorde reserves the right to adjust the quoted prices in the event of an increase in value-added tax between order and delivery. All prices are recommended retail prices ex works. If the vehicle manufacturers change their prices, this will necessitate a corresponding adjustment to the price of the finished vehicle. The prices for special options only apply where these are installed in the factory, assuming that adequate notice has been given. Retrospective installation work incurs additional costs for materials and labour. The quoted prices include the ancillary expenses for delivery of the chassis and acceptance by the German Technical Inspectorate (TÜV). Concorde reserves the right to implement technical modifications as long as the quality of the product remains the same or is improved, and the intended purpose is not adversely affected. This price list supersedes all previous price lists.

# ***Concorde***

REISEMOBILE AUS LEIDENSCHAFT

Concorde Reisemobile GmbH  
Concorde-Strasse 2-4, 96132 Schlüsselfeld-Aschbach, Germany  
Phone ++49(0) 95 55 / 92 25-0 - Fax ++49(0) 95 55 / 92 25-44  
Web site: [www.concorde.eu](http://www.concorde.eu)  
eMail: [info@concorde.eu](mailto:info@concorde.eu)